

# AVONGARD™

## Plus Tell-Tale

Crack Monitoring Record

Project .....

Location .....

Tell-Tale Ref No. ....  
(This is the number you've added to the Tell-Tale)

Tell-Tale Batch No. ....  
(Find this on the Tell-Tale's outer packaging)

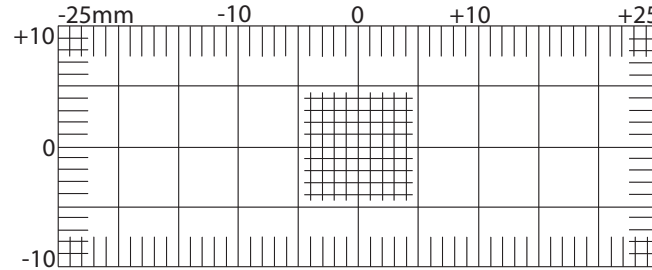
Use the diagrams here to monitor the crack movement at each reading. Sketch the position of the crack on the diagram to highlight the changes over time.

+ Represents crack opening  
and - represents crack closing  
on the horizontal scale

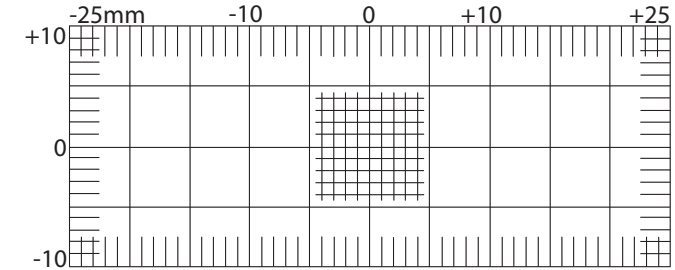
To download this Monitoring Record as a PDF file and to view the latest products from Avongard please visit [www.avongard.com](http://www.avongard.com)

Tel +44 (0)1275 849 782  
Email [info@avongard.com](mailto:info@avongard.com)  
Visit [avongard.com](http://avongard.com)

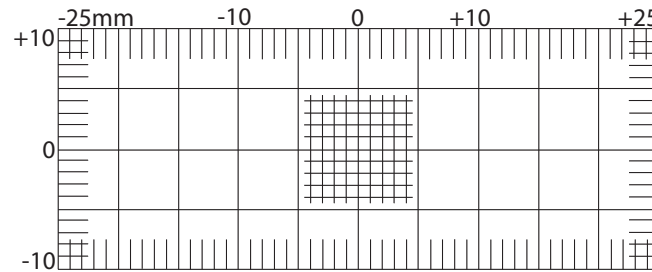
Date of Reading: \_\_\_\_\_



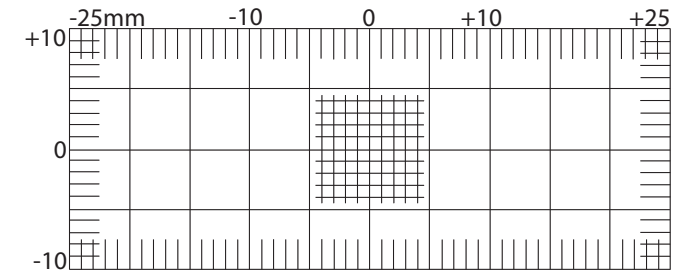
Date of Reading: \_\_\_\_\_



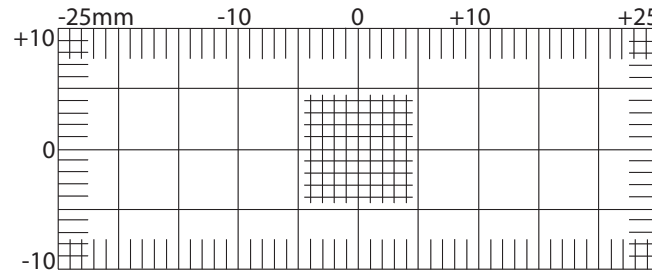
Date of Reading: \_\_\_\_\_



Date of Reading: \_\_\_\_\_



Date of Reading: \_\_\_\_\_



Date of Reading: \_\_\_\_\_

